



# Certificate of Analysis

Sample: KN20418011-002  
Harvest/Lot ID: Oil-Coconut-01.01  
Batch#: Coconut 01.01  
Seed to Sale# N/A  
Batch Date: 04/02/22  
Sample Size Received: 50 gram  
Total Weight/Volume: N/A  
Retail Product Size: 50 gram  
ordered : 04/11/22  
sampled : 04/11/22  
Completed: 04/19/22  
Sampling Method: SOP Client Method


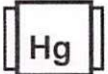







Apr 19, 2022 | TriStar Medical LLC  
117 Lyle Lane  
Nashville, TN, 37210, US

**PASSED**

Page 1 of 1

PRODUCT IMAGE SAFETY RESULTS



								
Pesticides NOT TESTED	Heavy Metals NOT TESTED	Microbials NOT TESTED	Mycotoxins NOT TESTED	Residuals Solvents NOT TESTED	Filtration NOT TESTED	Water Activity NOT TESTED	Moisture NOT TESTED	Terpenes NOT TESTED

MISC.

 **Cannabinoid** **PASSED**

 <b>Total THC</b> <b>0.0123%</b> Total THC/Jar : 6.15 mg	 <b>Total CBD</b> <b>0.1055%</b> Total CBD/Jar : 52.75 mg	 <b>Total Cannabinoids</b> <b>0.1178%</b> Total Cannabinoids/Jar : 58.9 mg
---	---	---

	TOTAL THC	TOTAL CBD	TOTAL CBG	CBGV	CBDA	CBGA	CBG	CBD	THCV	CBN	EXO-THC	DB-THC	DB-THC	DB-THC	CBG	THCA	DB-THCA	DB-THCA	THC-O	
%	0.0123	0.1055	ND	<0.01	ND	ND	<0.01	0.1055	ND	<0.01	ND	0.0123	<0.01	ND	<0.01	<0.01	<0.01	ND	ND	ND
ppm	0.123	1.055	ND	<0.1	ND	ND	<0.1	1.055	ND	<0.1	ND	0.123	<0.1	ND	<0.1	<0.1	ND	ND	ND	ND
LOQ	0.001	0.001	0.001	0.001	0.001	0.001	0.001	0.001	0.001	0.001	0.002	0.001	0.001	0.001	0.001	0.001	0.002	0.002	0.002	0.002
%	%	%	%	%	%	%	%	%	%	%	%	%	%	%	%	%	%	%	%	%

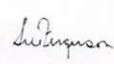
**Cannabinoid Profile Test**

Analyzed by: 113      Weight: 0.5082g      Extraction date: 04/16/22 11:44:51      Extracted By: 113

Analysis Method: Expanded Measurement of Unsat. Phytol. P. HPLC-MS/MS. THCA: 0.5%, TOTAL THC 1.1%. These uncertainties represent an expanded uncertainty expressed at approximately the 95% confidence level using a coverage factor k=2 for a normal distribution.      Reviewed On: 04/19/22 16:22:30      Batch Date: 04/02/22 08:46:15

Dilution: 1:4  
Reagent: 0.1% (v/v) MeOH, 0.1% (v/v) AcOH, 0.002% (v/v) NaOH  
Concentration: 147.22%, 12.23% (w/v) MeOH

Full Spectrum cannabinoid analysis utilizing High Performance Liquid Chromatography with UV/PDA detection (HPLC-UV/PDA). (Method: SOP.T.30.031.TN for sample prep and Shimadzu High Sensitivity Method SOP.T.40.031 for analysis.)  
\*Based on FL Accor-1000.



04/19/22

Signed On