



Certificate of Analysis

Sample: KN20503007-003
Harvest/Lot ID: Sauce - Garlic Butter 1.0

Batch#: Garlic Butter 1.0

Seed to Sale# N/A

Batch Date: 04/12/22

Sample Size Received: 56 gram

Total Weight/Volume: N/A

Retail Product Size: 55 gram

ordered : 04/27/22

sampled : 04/27/22

Completed: 05/06/22

Sampling Method: SOP Client Method

PASSED

Page 1 of 1



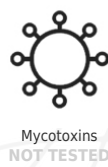
May 06, 2022 | TriStar Medical LLC

117 Lyle Lane
Nashville, TN, 37210, US

PRODUCT IMAGE



SAFETY RESULTS



MISC.

Cannabinoid

PASSED



Total THC
0.0109%
Total THC/Jar : 5.995 mg



Total CBD
0.0969%
Total CBD/Jar : 53.295 mg



Total Cannabinoids
0.1078%
Total Cannabinoids/Jar : 59.29 mg

	TOTAL CAN NABINOIDS	CBDV	CBDA	CBGA	CBG	CBD	THCV	CBN	EXO-THC	D9-THC	D8-THC	D10-THC	CBC	THCA	D8-THCO	D9-THCO	THC-O
%	0.1078	<0.01	ND	ND	<0.01	0.0969	ND	<0.01	ND	0.0109	<0.01	ND	<0.01	<0.01	ND	ND	ND
mg/g	1.078	<0.1	ND	ND	<0.1	0.969	ND	<0.1	ND	0.109	<0.1	ND	<0.1	<0.1	ND	ND	ND
LOD	0.001	0.001	0.001	0.001	0.001	0.001	0.001	0.001	0.002	0.001	0.001	0.001	0.001	0.001	0.002	0.002	0.002
%		%	%	%	%	%	%	%	%	%	%	%	%	%	%	%	%

Analyzed by **113** Weight **0.5103g** Extraction date : **05/03/22 11:13:57** Extracted By : **113**

Analysis Method - Expanded Measurement of Uncertainty: Flower Matrix d9-THC:12.7%, THCA: 9.5%, TOTAL THC 11.1%. These uncertainties represent an expanded uncertainty expressed at approximately the 95% confidence level using a coverage factor k=2 for a normal distribution.

Reviewed On - 05/04/22 12:13:05 Batch Date : 05/03/22 09:02:54

Analytical Batch -KN002358POT Instrument Used : HPLC E-SHI-008 Running On :

Dilution : 40

Reagent : 081321.R04; 050222.R01; 042122.R02

Consumables : 947B9291.271; 200331059

Full spectrum cannabinoid analysis utilizing High Performance Liquid Chromatography with UV/PDA detection (HPLC-UV/PDA). (Method: SOP.T.30.031.TN for sample prep and Shimadzu High Sensitivity Method SOP.T.40.020 for analysis.). *Based on FL action limits.

This report shall not be reproduced, unless in its entirety, without written approval from Kaycha Labs. This report is an Kaycha Labs certification. The results relate only to the material or product analyzed. Test results are confidential unless explicitly waived otherwise. Void after 1 year from test end date. Cannabinoid content of batch material may vary depending on sampling error. IC=In-control QC parameter, NC=Non-controlled QC parameter, ND=Not Detected, NA=Not Analyzed, ppm=Parts Per Million, ppb=Parts Per Billion. Limit of Detection (LoD) and Limit Of Quantitation (LoQ) are terms used to describe the smallest concentration that can be reliably measured by an analytical procedure. RPD=Reproducibility of two measurements. Action Levels are State determined thresholds for human safety for consumption and/or inhalation. The result >99% are variable based on uncertainty of measurement (UM) for the analyte. The UM error is available from the lab upon request. The "Decision Rule" for the pass/fail does not include the UM. The limits are based on F.S. Rule 64-4.310.

Sue Ferguson

Lab Director

State License # n/a
ISO Accreditation # 17025:2017

Sue Ferguson
Signature

05/06/22

Signed On